

GETTING STARTED

# Cognitive Skills on the Student Portal


## 1 LOG IN

Head to [portal.mightyminds.com.au](https://portal.mightyminds.com.au) and log in using your school email address.  
[Forgot password?](#)

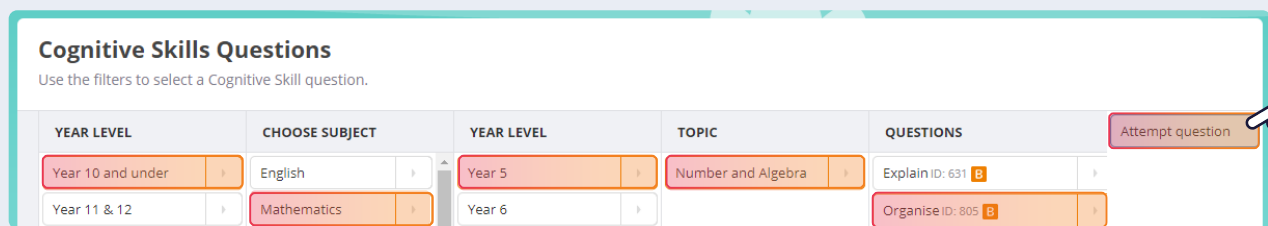
LOG IN

## 2 BEGIN SELF-DIRECTED LEARNING

You have access to a wide range of Cognitive Skills questions to practice at your own pace.



To get started, head to the [Cognitive Skills](#) tab.




Go through the options to choose a Cognitive Skill question that you might find interesting or useful to practice.

[Sentence Starters](#)
[Marking Scheme](#)
[View Steps](#)

As you work through questions, be sure to check out the helpful popups.

## 3 COMPLETE LESSONS ASSIGNED TO YOU



The [Assess](#) tab will show you all of the lessons your teachers have assigned you. You can start these right away. Head to the [Track](#) tab to view feedback and results for completed lessons.